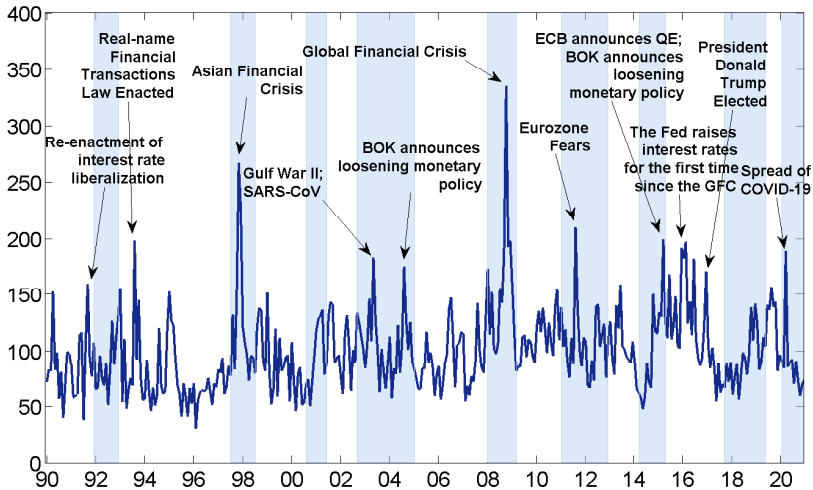
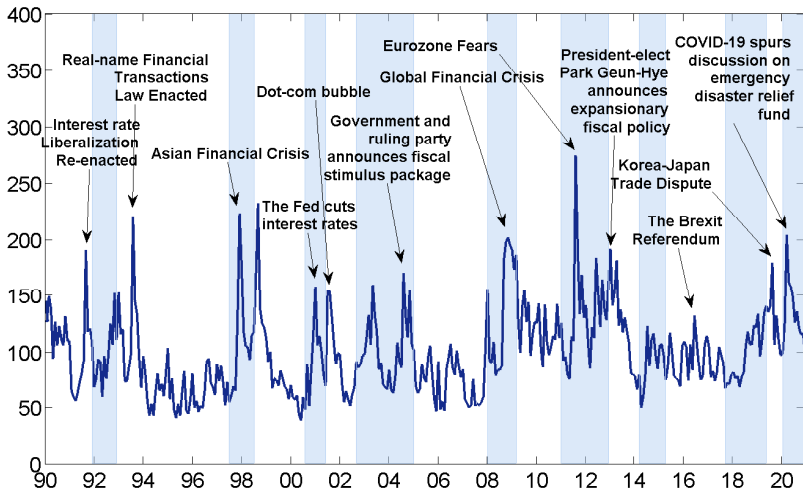


Monetary Policy Uncertainty Index for Korea, Jan 1990 to Dec 2020



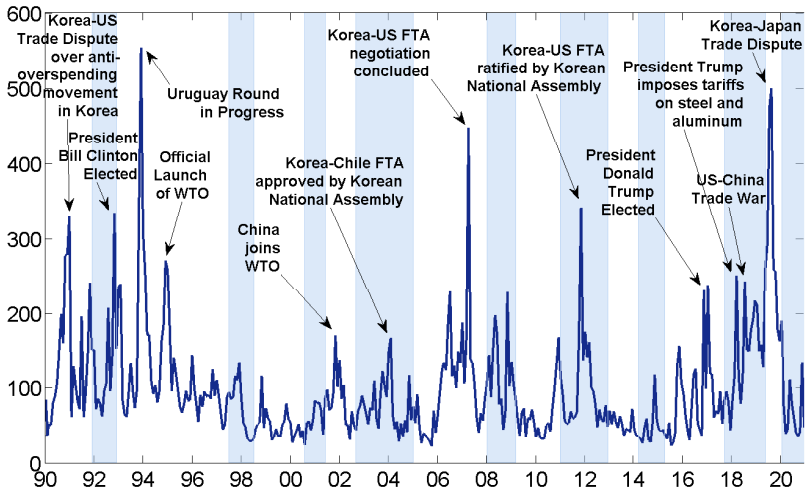
Notes. The index reflects scaled monthly counts of articles in 13 Korean newspapers containing the policy terms in Appendix of “Macroeconomic Effects of Uncertainty Shocks: Evidence from Korea” by Dooyeon Cho and Husang Kim. The series is normalized to a mean of 100 from 1990 to 2020. Shaded areas correspond to recessions in Korea based on OECD recession indicators.

Fiscal Policy Uncertainty Index for Korea, Jan 1990 to Dec 2020



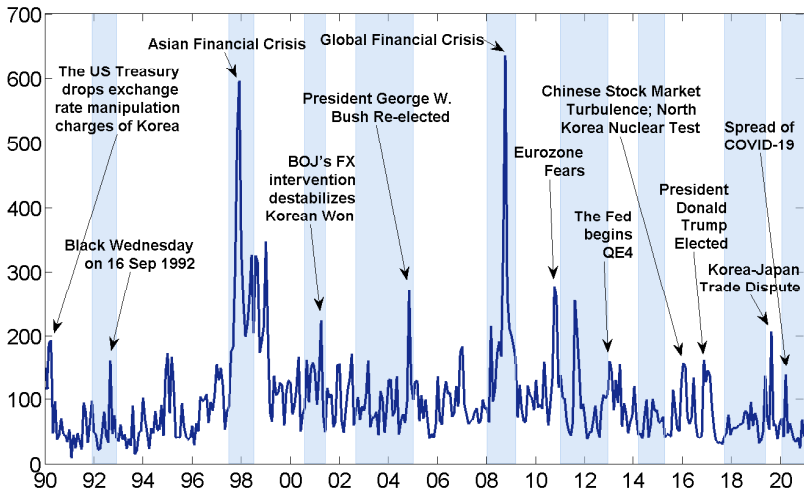
Notes. The index reflects scaled monthly counts of articles in 13 Korean newspapers containing the policy terms in Appendix of “Macroeconomic Effects of Uncertainty Shocks: Evidence from Korea” by Dooyeon Cho and Husang Kim. The series is normalized to a mean of 100 from 1990 to 2020. Shaded areas correspond to recessions in Korea based on OECD recession indicators.

Trade Policy Uncertainty Index for Korea, Jan 1990 to Dec 2020



Notes. The index reflects scaled monthly counts of articles in 13 Korean newspapers containing the policy terms in Appendix of “Macroeconomic Effects of Uncertainty Shocks: Evidence from Korea” by Dooyeon Cho and Husang Kim. The series is normalized to a mean of 100 from 1990 to 2020. Shaded areas correspond to recessions in Korea based on OECD recession indicators.

Foreign Exchange Policy Uncertainty Index for Korea, Jan 1990 to Dec 2020



Notes. The index reflects scaled monthly counts of articles in 13 Korean newspapers containing the policy terms in Appendix of "Macroeconomic Effects of Uncertainty Shocks: Evidence from Korea" by Dooyeon Cho and Husang Kim. The series is normalized to a mean of 100 from 1990 to 2020. Shaded areas correspond to recessions in Korea based on OECD recession indicators.